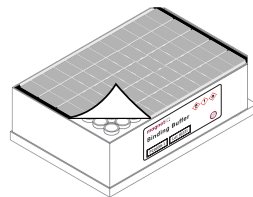



PCR Clean Up Kit

Quick Start Guide

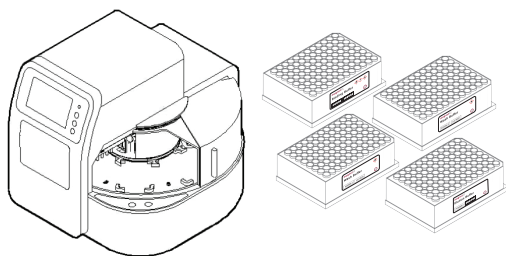
- 1 Remove protective foil from the Binding plate.



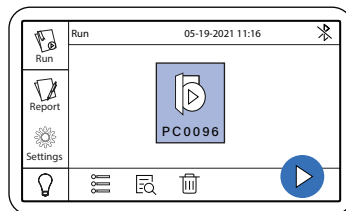
- 2 Add 50µl of sample to Binding plate.



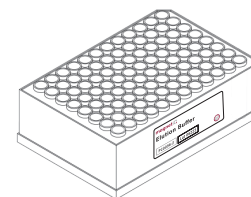
- 3 Peel remaining three plates and load all plates onto their respective positions on the extraction machine.



- 4 Select the PC0096 program.



- 5 Purified DNA collected from Elution plate.



- ! Place tip combs on Binding plate or in dedicated tip plate, according to machine's specifications.