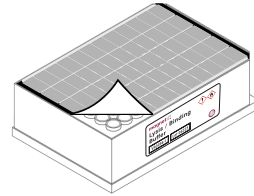



Viral RNA Extraction Kit

Quick Start Guide

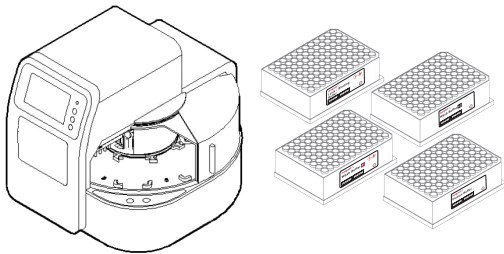
1 Remove protective foil from Lysis / Binding plate.



2 Add 300µl of sample to Lysis plate.

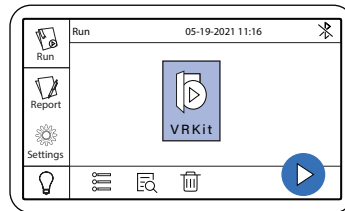


3 Peel remaining three plates and load all plates onto their respective positions on the extraction machine.



! Place tip combs on Lysis / Binding plate or in dedicated tip plate, according to machine's specifications.

4 Select the VR0096 program.



5 Purified nucleic acids collected from elution plate.

